

Model Reduction of Structured Dynamical Systems by Projecting onto the Dominant Eigenspace of the Gramians

Shazzad Hasan¹, M. Monir Uddin²

1. Department of Electrical & Computer Engineering, North South University, Bangladesh

2. Department of Mathematics and Physics, North South University, Bangladesh

E-mail: monir.uddin@northsouth.edu

Received: 30 September 2018; Accepted: 19 October 2018; Available online: 25 December 2018

Abstract: This paper studies the structure preserving (second-order to second-order) model order reduction of second-order systems applying the projection onto the dominant eigenspace of the Gramians of the systems. The projectors which create the reduced order model are generated cheaply from the low-rank Gramian factors. The low-rank Gramian factors are computed efficiently by solving the corresponding Lyapunov equations of the system using the rational Krylov subspace method. The efficiency of the theoretical results are then illustrated by numerical experiments.

Keywords: Structure preserving model order reduction; Second-order systems; Lyapunov matrix equation; Low-rank Gramian factors; Rational Krylov subspace method.

1. Introduction

In this paper we consider model order reduction of second-order linear time-invariant (LTI) continuous-time system of the form

$$\begin{aligned} M\ddot{z}(t) + D\dot{z}(t) + Kz(t) &= Hu(t), \\ y(t) &= Lz(t), \end{aligned} \quad (1)$$

where $M, D, K \in \mathbb{R}^{n \times n}$ are large and sparse matrices, $H \in \mathbb{R}^{n \times p}$ is the input matrix and $L \in \mathbb{R}^{m \times n}$ is the output matrix. Correspondingly, $z(t) \in \mathbb{R}^n$, $u(t) \in \mathbb{R}^p$ and $y(t) \in \mathbb{R}^m$ ($p, m \ll n$) are referred to as state, input and output vectors, respectively. Systems of the form (1) arise in various discipline of engineering applications e.g., multibody dynamics, mechanics, electromechanics, electrical circuits [1, 2, 3, 4] and so on. In mechanics or multibody dynamics, the matrices M, D, K are known as the mass, damping and stiffness matrices while in the simulation of RLCK circuits they are referred to as conductance, capacitance and susceptance matrices, respectively. In real-life applications, the number of differential equations and variables in (1) often exceeds tens of millions. For instance, mathematical models nowadays are often generated by the finite element method (FEM) and most of the systems are composed of large distinct devices which lead the systems to get larger and increases the complexity of the systems. Due to the computational complexity, simulation, analysis and controller design of such large-scale systems are often infeasible within a reasonable amount of time and limited computational resources. Therefore, it is necessary to approximate the system (1) by a lower dimensional system without losing the essential dynamics of the original system, which is efficient for practical implementation. In control literature, this procedure of approximation is known as model order reduction (MOR) [3, 4]. The most common MOR techniques of second-order systems are based on the linearization of (1) by a phase space transformation, e.g., introducing a new state variable $x^T(t) = [z^T(t), \dot{z}^T(t)]$, resulting in an equivalent first-order state space system

$$\begin{aligned} E\dot{x}(t) &= Ax(t) + Bu(t), \\ y(t) &= Cx(t), \end{aligned} \quad (2)$$

$$\text{where } E = \begin{bmatrix} N & 0 \\ 0 & M \end{bmatrix}, A = \begin{bmatrix} 0 & N \\ -K & -D \end{bmatrix}, B = \begin{bmatrix} 0 \\ H \end{bmatrix}, \text{ and } C = [L \quad 0]. \quad (3)$$

Here $E, A \in \mathbb{R}^{2n \times 2n}$, $B \in \mathbb{R}^{2n \times p}$, $C \in \mathbb{R}^{m \times 2n}$ and $N \in \mathbb{R}^{n \times n}$. Note that N could be an arbitrary non-singular matrix and most of the cases the preferable choice for N is I_n ($n \times n$ identity matrix). Then MOR techniques are applied to (2) to get a reduced order model (ROM)

$$\begin{aligned}\hat{E}\hat{x}(t) &= \hat{A}\hat{x}(t) + \hat{B}u(t), \\ \hat{y}(t) &= \hat{C}\hat{x}(t),\end{aligned}\quad (4)$$

where $\hat{E}, \hat{A} \in \mathbb{R}^{r \times r}$, $B \in \mathbb{R}^{r \times p}$, $C \in \mathbb{R}^{m \times r}$ and $\hat{x}(t) \in \mathbb{R}^r$ ($r \ll n$). Unfortunately, this linearization approach comes with several drawbacks; for example, the ROM is no longer in second-order structure and hence the reconstruction of the second-order structure again is formidable. On the other hand, for engineering applications, it is necessary to preserve important properties of the original system such as structure, symmetry, stability, passivity and definiteness. Therefore, we are motivated for the second-order to second-order i.e., the structure preserving model order reduction (SPMOR) of the second-order system (1).

Over the years, there has been given a great deal of effort towards the second-order to second-order SPMOR and many research articles have been published. In the literature, there are some remarkable techniques for SPMOR of second-order systems; such as Balanced truncation (BT) [5, 6], second order Arnoldi method [7], moment matching approximation based on Krylov subspace [8]. However, in general, most of the methods do not guarantee the stability of the original system. The author in [9] shows that the structure preserving ROM obtained by projecting the system onto the dominant eigenspace of the Gramians (PDEG) preserves the stability of the original system. In this paper we mainly generalize the idea of PDEG method by creating the projector cheaply from the low-rank factors of the Gramians of the system. The Gramian factors are computed by solving the continuous-time algebraic Lyapunov equations obtained from the second-order system. To solve such Lyapunov equations efficiently, we modify the rational Krylov subspace method (RKSM) which was originated in [10] for solving the Lyapunov equations of standard systems. One of the expensive tasks in the RKSM is to solve a large-scale linear system at each iteration. This paper shows that by splitting such linear systems, the dimension can be reduced from $2n$ to n . Moreover, this splitting idea dramatically reduces the overall computational time. The convergence of the RKSM is heavily dependent on the choice of good shift parameters. Unlike, the technique in [10], this paper also discusses two criterions; namely heuristic and adaptive approaches for the selection of shift parameters. We also present a goal oriented termination procedure for the RKSM algorithm which is significant in implementation of the PDEG method. To assess the efficiency of our theoretical results, numerical experiments are provided.

Throughout the paper we use the following notations which are commonly used in matrix analysis literature. The set of real and complex numbers are denoted by \mathbb{R} and \mathbb{C} respectively, \mathbb{C}^- denotes the open left complex half plane and j is the imaginary unit. The transpose of matrix A denoted by A^T , A^* its conjugate transpose. The $n \times n$ identity matrix denoted by I_n . For a vectors or matrices $\|\cdot\|_2$, $\|\cdot\|_\infty$ and $\|\cdot\|_F$ denote 2-norm, infinity-norm and Frobenius norm respectively.

2. Preliminaries

The purpose of this section is to establish notation and introduce basic concepts from the literature that will be used in the remaining of the paper.

2.1. Structure preserving MOR

We assume that the system (1) is asymptotically stable i.e., all the eigenvalues of the matrix-pencil

$$\rho_c(\lambda) = \lambda^2 M + \lambda D + K,$$

where $\lambda \in \mathbb{C}$ are only in \mathbb{C}^- . The transfer function of (1) which characterizes the input-output behaviour of the system defined by

$$G(s) = L(Ms^2 + Ds + K)^{-1}H,$$

where $s \in \mathbb{C}$. Applying the SPMOR [5, 6, 7, 8] method we want to obtain a ROM

$$\begin{aligned}\hat{M}\ddot{\hat{z}}(t) + \hat{D}\dot{\hat{z}}(t) + \hat{K}\hat{z}(t) &= \hat{H}u(t), \\ \hat{y} &= \hat{L}\hat{z}(t),\end{aligned}\quad (5)$$

where $\hat{M}, \hat{D}, \hat{K} \in \mathbb{R}^{k \times k}$, $\hat{H} \in \mathbb{R}^{k \times p}$, $\hat{L} \in \mathbb{R}^{m \times k}$ and $\hat{z}(t) \in \mathbb{R}^k$ ($k \ll n$). Our goal is to minimize the error between the original and reduced models. That is the error $\|y - \hat{y}\|$ or correspondingly $\|G - \hat{G}\|$ should be sufficiently small in some norm, where $\hat{G}(s) = \hat{L}(\hat{M}s^2 + \hat{D}s + \hat{K})^{-1}\hat{H}$ is the transfer function of the reduced system.

2.2. Second-order system Gramians and Lyapunov equations

The Gramians for the second-order system (1) are defined in [11] see also e.g., [6]. From the system (2), we obtain two continuous-time algebraic Lyapunov equations

$$APE^T + EPA^T = -BB^T \quad \text{and} \quad (6a)$$

$$A^TQE + E^TQA = -C^TC, \quad (6b)$$

where $P \in \mathbb{R}^{2n \times 2n}$ and $Q \in \mathbb{R}^{2n \times 2n}$ are called the controllability and the observability Gramians of the system, respectively. Due to the structure of E, A and B the controllability Gramian, P and the observability Gramian, Q can be compatibly partitioned as

$$P = \begin{bmatrix} P_p & P_o \\ P_o^T & P_v \end{bmatrix} \quad \text{and} \quad Q = \begin{bmatrix} Q_p & Q_o \\ Q_o^T & Q_v \end{bmatrix}.$$

Based on the physical interpretation, the authors in [11] defines P_p, P_v as the second order controllability position, velocity Gramians and Q_p, Q_v as the second order observability position, velocity Gramians, respectively. Note that the second-order Gramians are the main ingredient in the PDEG based SPMOR.

2.3. Rational Krylov subspace method for solving the Lyapunov equations

As mentioned earlier that the PDEG method discussed in this paper computes the projectors from the low-rank factors of the Gramians. These low-rank Gramian factors can be computed by solving the Lyapunov equations (6) using the Rational Krylov subspace method (RKSM) introduced in [10]. In the following we briefly introduce the method for solving the controllability Lyapunov equation (6a). The same procedure can also be applied for solving the observability Lyapunov equation (6b).

Applying the Arnoldi process with a modified Gram-Schmidt (re)orthogonalization procedure, the RKSM construct an orthonormal basis, V_m of m dimensional rational Krylov subspace

$$K_m(A, B, \mu) = \text{span} \{ (A - \mu_1 E)^{-1} B, \dots, \prod_{i=1}^m (A - \mu_i E)^{-1} B \}, \quad (7)$$

where $\mu_i \in \mathbb{C}, i = 1, \dots, m$ are the set of shift parameters. We project the second order Lyapunov equation (6a) by V_m as projected equation

$$V_m^* (APE^T + EPA^T + BB^T) V_m = 0. \quad (8)$$

Then we chase an approximate solution in the form $P \approx V_m Y V_m^*$ by imposing Galerkin condition, i.e., the residual $\mathcal{R} = APE^T + EPA^T + BB^T$ be orthogonal to K_m . The matrix P can be uniquely determined by solving formally the low-dimensional Lyapunov equation

$$A_m Y E_m^T + E_m Y A_m^T + V_m^* B B^T V_m = 0, \quad (9)$$

where $E_m = V_m^* E V_m, A_m = V_m^* A V_m$ and $Y = V_m^* P V_m$. We can solve this low dimensional Lyapunov equation by direct techniques such as Bartels Stewart [12] or Hammarling method [13]. Now, since Y is symmetric and positive definite, we can write the approximate solution as $Y = LL^*$ and thus we obtain $P = (V_m L)(V_m L)^* = RR^*$. If we take the eigendecomposition of Y :

$$Y = \Gamma \Lambda \Gamma^* = \begin{bmatrix} \Gamma_1 & \Gamma_2 \end{bmatrix} \begin{bmatrix} \Lambda_1 & 0 \\ 0 & \Lambda_2 \end{bmatrix} \begin{bmatrix} \Gamma_1^* \\ \Gamma_2^* \end{bmatrix} \quad (10)$$

and consider that Λ_1 contains the largest eigenvalues and Λ_2 contains negligible eigenvalues, then by truncating Λ_2 we can assure that the computed R contains the smallest number of columns. The summary of RKSM method is presented in Algorithm 1.

Algorithm 1: SO-RKSM

Input : E, A, B as in (3) and shift parameters $\{\mu_1, \mu_2, \dots, \mu_{i_{max}}\}$.

Output : R such that $P \approx RR^*$.

1. Compute $\vartheta = (A - \mu_1 E)^{-1} B, V_1 = \frac{\vartheta}{\|\vartheta\|}$.
2. **while** $m \leq i_{max}$ **do**
3. Find $\vartheta = (A - \mu_{m+1} E)^{-1} V_m$;
4. Orthogonalize ϑ against V_m to obtain $\vartheta_{m+1}, V_{m+1} = [V_m, \vartheta_{m+1}]$;
5. Solve $A_{m+1} Y E_{m+1}^T + E_{m+1} Y A_{m+1}^T = -B_{m+1} B_{m+1}^T$;
6. Compute the norm of the residual;

7. Compute $Y = \Gamma\Lambda\Gamma^* = \begin{bmatrix} \Gamma_1 & \Gamma_2 \end{bmatrix} \begin{bmatrix} \Lambda_1 & 0 \\ 0 & \Lambda_2 \end{bmatrix} \begin{bmatrix} \Gamma_1^* \\ \Gamma_2^* \end{bmatrix}$;
8. Truncate Λ_2 and construct $R = V_{m+1} \Gamma_1 \Lambda_1^{1/2}$.

This algorithm can also be used for solving (6b) to compute the low-rank factors of the observability Gramian replacing the inputs E, A, B by E^T, A^T, B^T . In the proceeding section, we present further modifications of this algorithm.

3. The PDEG method for MOR of second-order system

The motivation and the procedure of PDEG method can be found in [9]. Here we show how to construct the projectors from the low-rank factors of the system Gramians. Let us consider $R \in \mathbb{R}^{2n \times r}$ and $S \in \mathbb{R}^{2n \times r}$ (where $r \ll 2n$) as the low-rank factors of P and Q , i.e., $RR^T \approx P$ and $SS^T \approx Q$. The solutions P and Q of the Lyapunov equations (6) can always be approximated by their low-rank factors since the right hand side matrices of the Lyapunov equations have rank deficiency. This is crucial since computing the low-rank Gramian factors is not only computationally cheap but also saves computer memory. Note that the Gramian factors R and S can be computed by the RKSM as discussed above. By splitting R and S as

$$R = \begin{bmatrix} R_p \\ R_v \end{bmatrix} \quad \text{and} \quad S = \begin{bmatrix} S_p \\ S_v \end{bmatrix}, \quad (11)$$

we obtain $P_p \approx R_p R_p^T$, $P_v \approx R_v R_v^T$ or $Q_p \approx S_p S_p^T$, $Q_v \approx S_v S_v^T$, where $R_p, R_v \in \mathbb{R}^{n \times r}$ are the low-rank factors of the controllability position and velocity Gramians respectively and $S_p, S_v \in \mathbb{R}^{n \times r}$ are the low-rank factors of the observability position and velocity Gramians, respectively. Now consider the singular value decomposition (SVD) of R_p as

$$R_p = U_p \Sigma_p V_p^T, \quad (12)$$

where $\Sigma_p = \text{diag}(\sigma_1, \dots, \sigma_r)$ and $\sigma_j \geq \sigma_{j+1}$ for $j = 1, \dots, r-1$. Therefore, we can write

$$P_p = R_p R_p^T = U_p \Sigma_p^2 U_p^T = \begin{bmatrix} U_1 & U_2 \end{bmatrix} \begin{bmatrix} \Sigma_1^2 & 0 \\ 0 & \Sigma_2^2 \end{bmatrix} \begin{bmatrix} U_1^T \\ U_2^T \end{bmatrix}, \quad (13)$$

which is the eigendecomposition of P_p . Here Σ_p^2 is a diagonal matrix which contains the eigenvalues of P_p with decreasing ordered and U_p is an orthogonal matrix whose columns are the eigenvectors corresponding to the eigenvalues of Σ_p^2 . Now we define $\Sigma_1^2 = \text{diag}(\sigma_1^2, \dots, \sigma_k^2)$ as the k largest eigenvalues of P_p and construct

$$U_k = [u_1 \ u_2 \ \dots \ u_k], \quad (14)$$

where u_i ; $i = 1, \dots, k$ are the eigenvectors corresponding to the eigenvalues σ_i^2 such that by considering

$$V = U_k, \quad (15)$$

we get the second-order reduced matrices as follows:

$$\hat{M} = V^T M V, \quad \hat{D} = V^T D V, \quad \hat{K} = V^T K V, \quad \hat{H} = V^T H, \quad \hat{L} = L V. \quad (16)$$

The above approach formulates a k dimensional ROM via projecting the system onto the dominant eigenspace of the controllability position Gramian P_p . In short, this procedure is called CP-SPMOR (controllability position SPMOR). The same procedure can also be applied to the controllability velocity Gramian P_v , observability position Q_p and velocity Q_v Gramians, respectively. In those cases, the MOR approaches are called CV-SPMOR, OP-SPMOR and OV-SPMOR, respectively. The summary of CP-SPMOR is presented in Algorithm 2.

Algorithm 2: CP-SPMOR

Input : M, D, K, H, L and k .

Output: $\hat{M}, \hat{D}, \hat{K}, \hat{H}, \hat{L}$.

1. Solve (6a) to compute R such that $P \approx RR^T$;
2. Split R as $R_p = R(1:n, :)$ and $R_v = R(n+1:end, :)$;

3. $SVD(R_P) = U\Sigma V^T = [U_K \ U_{n-k}] \begin{bmatrix} \Sigma^k & 0 \\ 0 & \Sigma_{n-k} \end{bmatrix} \begin{bmatrix} V_k^T \\ V_{n-k}^T \end{bmatrix}$;
4. Consider $V = U_k$ and construct reduced order matrices as follows:
 $\hat{M} = V^T M V$, $\hat{D} = V^T D V$, $\hat{K} = V^T K V$, $\hat{H} = V^T H$, $\hat{L} = L V$.

Note that in each case the corresponding projector V can be constructed from their respective low-rank Gramian factors. The transformation V is a contra-gradient transformation since using this transformation it can be proved that the ROM is diagonal [9]. Thus the transformation U_k in (15) is a balancing transformation. It can be shown that the reduced order matrices \hat{M} , \hat{D} and \hat{K} are all symmetric and the ROM preserves the definiteness as well. Since the ROM is symmetric and preserves the definiteness, it is also dissipative. Then according to Bendixons theorem [14], the stability of the ROM is guaranteed.

4. Updated SO-RKSM for computing the low-rank Gramian factors

The key ingredient of the PDEG method discussed in above section is the low-rank Gramian factors of the system. These Gramian factors can be computed by using RKSM which is summarized in Algorithm 1. In this section, we show that how to update this algorithm to increase the efficiency and capability.

4.1. Handling the second order structure

In Algorithm 1, the main computational effort is to solve the linear systems in steps 1 and 3. Due to the structure, these linear systems can be splitted into lower dimensional subsystems which is shown in the following texts. In step 1, $\vartheta = (A - \mu_1 E)^{-1} B$ can be computed by solving the linear system $(A - \mu_1 E)\vartheta = B$, which implies

$$\vartheta_m = \begin{bmatrix} \vartheta_m^{(1)} \\ \vartheta_m^{(2)} \end{bmatrix}, \quad (17)$$

then the linear system in step 3 of dimension $2n \times 2n$ is equivalent to

$$(-\mu_m^2 M - \mu_m D - K)\vartheta_m^{(1)} = (\mu_m M + D)V_{m-1}^{(1)} + V_{m-1}^{(2)} \quad (18)$$

$$\vartheta_m^{(2)} = \mu_m \vartheta_m^{(1)} + V_{m-1}^{(1)}. \quad (19)$$

Certainly solving the linear system of dimension $n \times n$ is more efficient than the dimension of $2n \times 2n$. The smaller linear systems can now be solved at low cost by using the sparse direct solver [15]. The resulting reformulated techniques are shown in Algorithm 3.

Algorithm 3: SO-RKSM (updated)

Input : M, D, K as in (1).

Output: R such that $P \approx RR^*$.

1. **for** $m = 1, 2, \dots, m_{max}$ **do**
 2. **if** $m = 1$ **then**
 3. | Solve $(-\mu_m^2 M - \mu_m D - K)\vartheta_m^{(1)} = H$;
 4. | Set $\vartheta_m^{(2)} = \mu_m \vartheta_m^{(1)}$;
 5. **else**
 6. | Solve $(-\mu_m^2 M - \mu_m D - K)\vartheta_m^{(1)} = (\mu_m M + D)V_{m-1}^{(1)} + V_{m-1}^{(2)}$;
 7. | Set $\vartheta_m^{(2)} = \mu_m \vartheta_m^{(1)} + V_{m-1}^{(1)}$;
 8. | Construct $\vartheta = \begin{bmatrix} \vartheta_m^{(1)} \\ \vartheta_m^{(2)} \end{bmatrix}$ and orthogonalize ϑ against V_m to get ϑ_{m+1} ;
 9. | Update $V_{m+1} = [V_m, \vartheta_{m+1}]$;
 10. | Solve $A_{m+1} Y E_{m+1}^T + E_{m+1} Y A_{m+1}^T = -B_{m+1} B_{m+1}^T$;
 11. | Compute the norm of the residual using the proposition 4.3.1;
 12. Compute $Y = \Gamma \Lambda \Gamma^* = \begin{bmatrix} \Gamma_1 & \Gamma_2 \end{bmatrix} \begin{bmatrix} \Lambda_1 & 0 \\ 0 & \Lambda_2 \end{bmatrix} \begin{bmatrix} \Gamma_1^* \\ \Gamma_2^* \end{bmatrix}$;
 13. Truncate Λ_2 and construct $R = V_{m+1} \Gamma_1 \Lambda_1^{1/2}$.
-

4.2. Selection of the shifts

The convergence speed of the RKSM algorithm is strongly influenced by the selection of shift parameters. The author in [10] shows a strategy to compute the shift parameters. However, this approach is not efficient since it requires to solve an eigenvalue problem at each iteration to compute the next shift. Therefore, we present two efficient shift selection strategies; such as Heuristic [16] and Adaptive [17] approaches. Note that both the strategies have been developed and frequently used for implementing the low-rank alternating direction implicit iteration (LR-ADI) [3]. Here we investigate them for the RKSM.

4.2.1. Heuristic shifts

The heuristic shifts which is also known as Penzl shifts in honour of the author was first proposed in [16], where $k_+ \ll n$ Ritz values of $E^{-1}A$ and $k_- \ll n$ reciprocal Ritz values of $A^{-1}E$ are obtained using Arnoldi process. Although computing the Ritz values is an expensive task, this approach is applicable to the large-scale systems. The complete algorithm of the heuristic procedure was presented in [16].

4.2.2. Adaptive shifts

Another elegant shift selection strategy is the adaptive approach which was first proposed in [17] and the updated version can be found in [18]. This approach is superior to the heuristic approach since it does not require to compute the Ritz values. This procedure generates the shifts and update independently by the algorithm itself. In this procedure, we first compute a set of initial shifts by projecting the matrix pencil $A - \lambda E$ onto the range of a random matrix. Once the initial set of shifts have been used, we project the matrix pencil onto the range V_i generated with the initial set of shifts and compute the eigenvalues of the projected pencil. Note that since our system is stable, according the Bendixon's theorem [14], the eigenvalues of the projected pencil lie in \mathbb{C}^- . We use these eigenvalues to compute some desired number of optimal shifts by solving the min-max problem [16] and use them as the next set of shifts. We continue this procedure until the algorithm converged to the given tolerance.

4.3. Stopping criteria

We now concentrate on the stopping criteria of Algorithm 3. We propose two stopping criteria and both of them are computationally efficient. The first one investigates the Lyapunov residual and the second one monitors the Ritz values of the system.

4.3.1. Residual computations

The most common stopping criteria for algorithms solving such kind of matrix equations is to terminate when the normalized residual norm is significantly small. In the case of Algorithm 3, computing the norm of the residual at each step makes the algorithm expensive since the Lyapunov residual

$$\mathcal{R} = A\tilde{X}E^T + E\tilde{X}A^T + BB^T \quad (20)$$

itself is a large and dense matrix. The following proposition computes the norm of the Lyapunov residual in an elegant and cheap way.

Proposition 4.3.1: *Let the column of $V_m \in \mathbb{R}^{n \times m}$ contains the basis of K_m , and $\hat{X} = V_m Y V_m^T$ be the approximate solution of the Lyapunov equation (6a) in K_m . The Frobenius norm of the residual as defined in (20) satisfies*

$$\|\mathcal{R}\|_F = \|\mathcal{E}Y\mathcal{E}^T\|_F, \quad Y = \begin{bmatrix} 0 & 1 & 0 \\ 1 & 0 & 1 \\ 0 & 1 & 0 \end{bmatrix},$$

where \mathcal{E} is a upper triangular matrix results from the QR factorization of

$$\Psi = [\vartheta_{m+1}\mu_{m+1} \quad EV_m Y_m H_m^{-T} e_m h_{m+1,m} \quad - (I - V_m V_m^T) A \vartheta_{m+1}].$$

Proof: Let V_m be an orthogonal matrix whose columns are the basis of the rational Krylov subspace, $H_{m+1,m} = [H_m; h_{m+1,m} e_m^T]$ is the orthogonal coefficient matrix, $D_m = \text{diag}(\mu_2, \mu_3, \dots, \mu_{m+1})$. With these notation it was shown in [10] that

$$T_m := V_m^* A V_m = (I_m + H_m D_m - V_m^* A \vartheta_{m+1} h_{m+1,m} e_m^T) H_m^{-1}.$$

We start from $(A - \mu_{i+1}E)^{-1}\vartheta_i = V_{i+1}H_{1:i+1,i}$, $i = 1, 2, \dots, m$, and applying the derivation as discussed in [19] we get,

$$AV_m = V_m T_m + \vartheta_{m+1} h_{m+1,m} e_m^T D_m H_m^{-1} - (I - V_m V_m^T) A \vartheta_{m+1} h_{m+1,m} e_m^T H_m^{-1}.$$

Let $g = (I - V_m V_m^T) A \vartheta_{m+1}$, substituting AV_m and $\hat{X} = V_m Y V_m^T$ in (20) yields

$$\begin{aligned} \mathcal{R} &= AV_m Y_m V_m^T E^T + EV_m Y_m V_m^T A^T + BB^T \\ &= EV_m Y_m H_m^{-T} e_m h_{m+1,m} \mu_{m+1,m}^T \vartheta_{m+1}^T - EV_m Y_m H_m^{-T} e_m h_{m+1,m} g^T + \vartheta_{m+1} \mu_{m+1,m} h_{m+1,m}^T e_m^T H_m^{-1} Y_m^T V_m^T E^T \\ &\quad - g h_{m+1,m}^T e_m^T H_m^{-1} Y_m^T V_m^T E^T \\ &= \Psi Y \Psi^T \end{aligned}$$

the QR factorization of Ψ completes the proof.

Once $\|\mathcal{R}\|_F$ is computed, we check e.g., whether the normalized residual norm $\|\mathcal{R}\|_F/\varphi < \tau$, where τ is a prescribed tolerance, $0 < \tau \ll 1$. Typical choice of φ is $\|BB^T\|_2$. However, if $\|\varphi\|$ is very small, other reasonable choice could be $\|BB^T\|_2 + 2\|A\|_2\|X\|_2\|E^T\|_2$.

4.3.2. Focusing on the Ritz values

Although proposition 4.3.1 computes the Lyapunov residual norm in an efficient way, it is not suitable in all cases. Because the reduced order model constructed via the PDEG can still be accurate even if the Lyapunov residual is large and dense. In PDEG, since the qualities of interests are the dominant eigenvalues of the Gramians, we can keep an eye on the Ritz values of the Gramians with respect to their relative change in contrast to the previous iteration. Therefore, the algorithm can be stopped when

$$\|\lambda^{(m)} - \lambda^{(m-1)}\|_\infty < \delta \lambda_1^{(m)}, \quad (21)$$

where $\lambda^{(j)} = [\lambda_1^{(j)}, \dots, \lambda_k^{(j)}]$ is the vector containing the leading k eigenvalues at step j of Algorithm 3 and δ is a constant ($0 < \delta \ll 1$).

5. Numerical experiments

In this section we present PDEG based SPMOR and the SO-RKSM for solving the second-order Lyapunov equations numerically. All experiments have been carried out in MATLAB® R2015a on an Intel® Core i7-7700HQ @2.80 GHz CPU with 16.0 GB DDR4 RAM.

To assess the accuracy of PDEG approach, we present the Bode plots of the transfer function matrices of the original and reduced systems for the frequency interval $s \in [\omega_{min}, \omega_{max}]$. The absolute error plots are presented as well. We compute the maximum absolute and relative errors of the original and reduced systems. Here the absolute and relative errors are defined by

$$\|G - \hat{G}\|_{H_\infty} \quad \text{and} \quad \|G - \hat{G}\|_{H_\infty} / \|G\|_{H_\infty},$$

where the H_∞ -norm is defined by $\|G\|_{H_\infty} = \sup_{\omega \in \mathbb{R}} \|G(j\omega)\|_{H_\infty} = \sigma_{max}(G(j\omega))$, σ_{max} is the maximum singular value.

We consider three test examples: the International Space Station model (ISSM), the building model (BM) and the triple chain oscillator model (TCOM), see [20, 21] for detailed description.

Example 5.1. This is a structural model component of the International Space Station so-called part 1R of the Russian service module. The system has $n = 135$ states.

Example 5.2. The is a small building model with 8 floors and each floor has 3 degrees of freedom. Thus, the system has $n = 24$ states.

Example 5.3. The triple chain oscillator is a mechanical system with three coupled chains of masses interconnected with springs and dampers. The system matrices M, D and K are all symmetric of dimension $n = 1501$.

We apply the CP-SPMOR and CV-SPMOR to the all three test examples. Table 1 summarizes the speciation of the original models, dimension of the reduced models, the maximum absolute and relative errors. Figure 1 depicts the Bode and absolute error plots of the original and reduced models. Clearly, there is no visual distinction in the Bode plots between the original and reduced models. In Figure 1e and 1f, although the Bode plots match very well, the absolute errors plots show inaccurateness. The main reason of this inaccurateness is that the low-rank controllability Gramian factor has not fully converged since the maximal number of iteration is reached. The absolute error succeeds this inaccurateness since it is evaluated by the approximate low-rank Gramian factor.

However, the reduced model is still satisfactory due to the good matching in the Bode plots. Furthermore, the PDEG approach promises the preservation of the stability of the reduced model and for the ISSM example; Figure 2a represents that the eigenvalues of the exact and reduced models are precisely identical.

Next we investigate the SO-RKSM for solving the Lyapunov equations. The convergence of the SO-RKSM based on the both residual and relative change of the Ritz values have been shown in Figure 2b. Certainly, the proposed residual base criterion takes much fewer iteration steps and time compared to the relative change of the Ritz values. Moreover, as described in section 4.2, the choice of the shift parameters accelerates the convergence speed of the SO-RKSM; Figure 3 shows the iteration steps verses elapsed time of the SO-RKSM for both the heuristic and adaptive shifts.

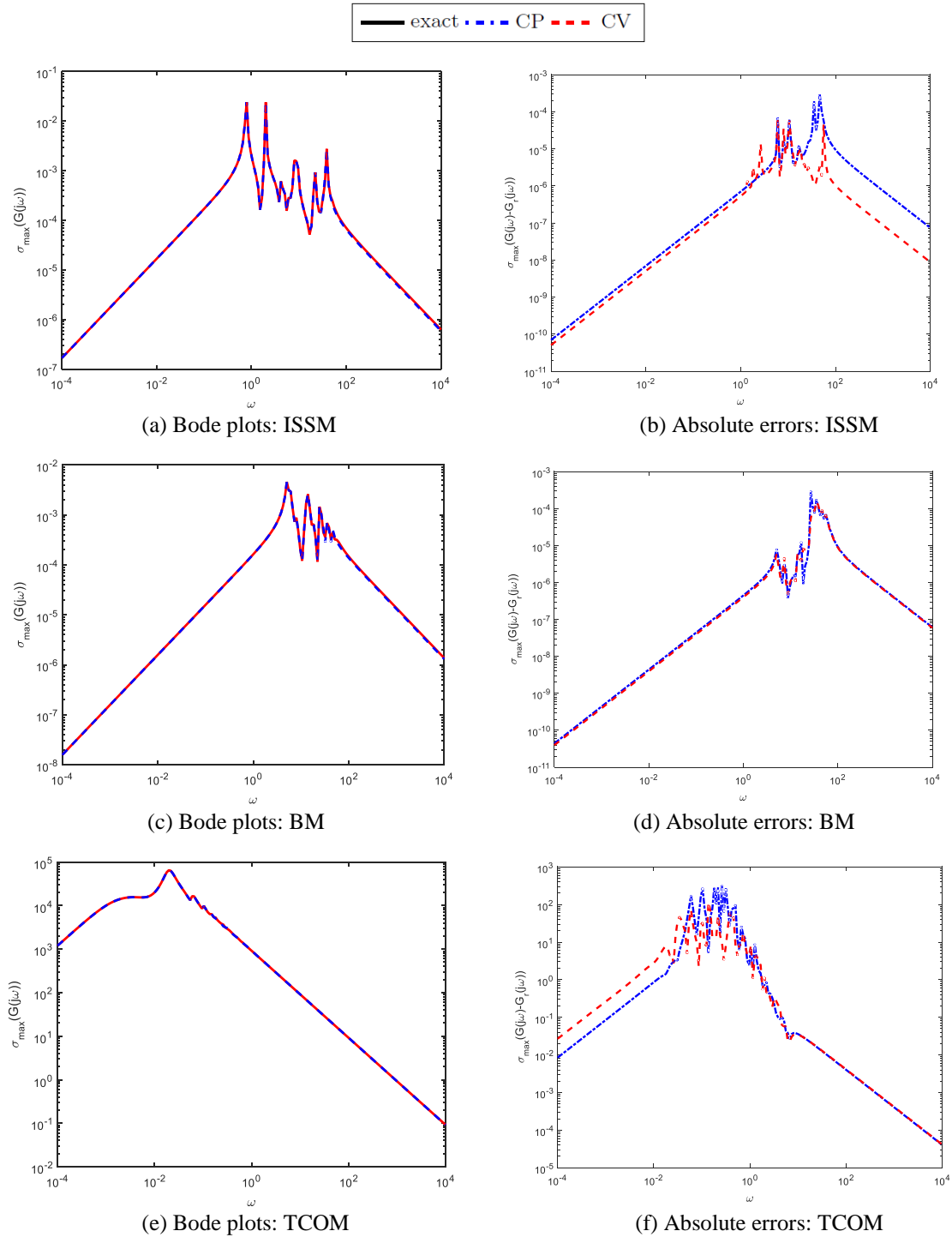


Figure 1: Comparisons of original and reduced systems of different model examples in the frequency domain.

Table 1: Model examples, reduced models, absolute and relative errors.

Example	m, p	n	r	type	absolute error	relative error
ISSM	3, 3	135	20	CP-SPMOR	2.9534e-04	6.9927e-11
				CV-SPMOR	6.8538e-05	5.0855e-11
BM	1, 1	24	10	CP-SPMOR	3.0161e-04	4.4176e-11
				CV-SPMOR	1.5518e-04	3.9657e-11
TCOM	1, 1	1501	300	CP-SPMOR	322.9630	3.9970e-05
				CV-SPMOR	115.7057	4.0890e-05

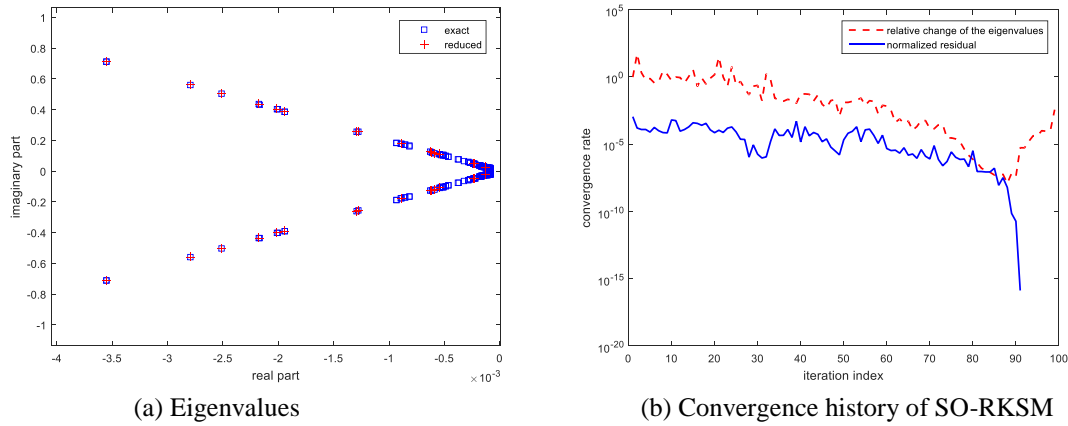


Figure 2: Stability of PDEG and SO-RKSM convergence history with ISSM.

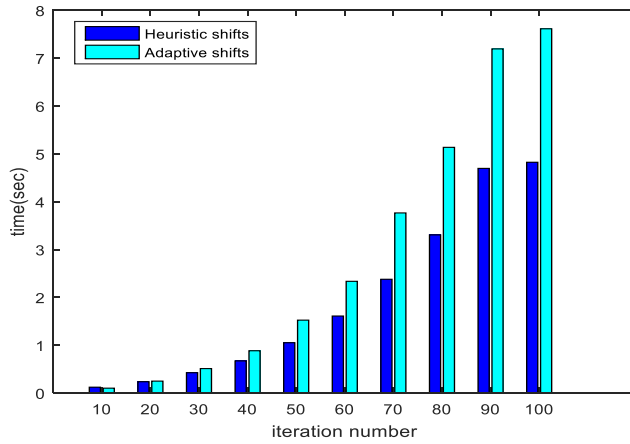


Figure 3: Comparisons between the heuristic and adaptive shift computation strategies.

6. Conclusions

In this paper we have investigated the structure preserving model reduction based on PDEG method. We have shown that the projectors which carry out the PDEG method can be created cheaply from the low-rank factors of the system Gramians. To compute the low-rank Gramian factors efficiently, we have reformulated the RKSM. Inside the RKSM algorithm, we need to solve a large-scale linear system at each iteration. In this paper we have shown how to split the large-scale linear system into small subsystems to accelerate the computation. For better convergence of the RKSM, we have investigated two shift parameter computation strategies. Besides, a goal oriented stopping criterion of the RKSM has also been proposed. The efficiency and capability of the theoretical results have been discussed by numerical experiments using the data of several models.

Acknowledgements

This research work was supported by the North South University (NSU) Research Grants in the fiscal year 2017-2018.

7. References

- [1] E. Eich-Soellner, C. Führer, Numerical methods in multibody dynamics, Vol. 45, Springer, 1998.
- [2] D. Billger, The butterfly gyro, in: Dimension Reduction of Large-Scale Systems, Vol. 45, Springer, 2005, pp. 349-352.
- [3] P. Benner, V. Mehrmann, D. C. Sorensen, Dimension reduction of large-scale systems, Vol. 35, Springer, 2005.
- [4] A. C. Antoulas, Approximation of Large-Scale Dynamical Systems, Vol. 6 of Advances in Design and Control, Siam, 2005.
- [5] T. Reis, T. Stykel, Balanced truncation model reduction of second-order systems, Mathematical and Computer Modelling of Dynamical Systems, 14 (2008), pp. 391-406.
- [6] P. Benner, J. Saak, M. M. Uddin, Structure preserving model order reduction of large sparse second-order index-1 systems and application to a mechatronics model, Mathematical and Computer Modelling of Dynamical Systems Methods, Tools and Applications in Engineering and Related Sciences, 22 (2016), pp. 509-523.
- [7] Z. Bai, Y. Su, Dimension reduction of large-scale second-order dynamical systems via a second-order arnoldi method, SIAM Journal on Scientific Computing, 26, (2005), pp. 1692-1709.
- [8] T.-J. Su, R. R. RAIG, Model reduction and control of flexible structures using krylov vectors, Journal of guidance, control, and dynamics, 14 (1991), pp. 260-267.
- [9] M. M. Uddin, Structure preserving model order reduction using the projection onto the dominant eigen-space of the gramian (PDEG), in: Electrical, Computer and Communication Engineering (ECCE), International Conference on, IEEE, 2017, pp. 197-202.
- [10] V. Druskin, V. Simoncini, Adaptive rational krylov subspaces for large scale dynamical systems, Systems & Control Letters, 60 (2011), pp. 546-560.
- [11] D. G. Meyer, S. Srinivasan, Balancing and model reduction for second-order form linear systems, IEEE Trans. Autom. Control, 41, (1996), pp. 1632-1644.
- [12] R. H. Bartels, G. W. Stewart, Solution of the matrix equation $AX + XB = C$ [f4], Communications of the ACM, 15, (1972), pp. 820-826.
- [13] S. J. Hammarling, Numerical solution of the stable, non-negative definite lyapunov equation, IMA Journal of Numerical Analysis, 2 (1982), pp. 303-323.
- [14] M. Marcus, H. Minc, Generalized matrix functions, Transactions of the American Mathematical Society, 116 (1965), pp. 316-329.
- [15] T. A. Davis, Direct methods for sparse linear systems, Vol. 2, Siam, 2006.
- [16] T. Penzl, A cyclic low-rank smith method for large sparse lyapunov equations, SIAM Journal on Scientific Computing, 21, (1999), pp. 1401-1418.
- [17] P. Benner, P. Kürschner, J. Saak, Self-generating and efficient shift parameters in ADI methods for large lyapunov and sylvester equations, Electronic Transactions on Numerical Analysis (ETNA), 43 (2014), pp. 142-162.
- [18] P. Benner, J. Saak, M. M. Uddin, Balancing based model reduction for structured index-2 unstable descriptor systems with application to flow control, Numerical Algebra, Control and Optimization, 6, (2016), pp. 1-20.
- [19] A. Ruhe, The rational krylov algorithm for nonsymmetric eigenvalue problems. iii: Complex shifts for real matrices, BIT Numerical Mathematics, 34, (1994), pp. 165-176.
- [20] Y. Chahlaoui, P. Van Dooren, Benchmark examples for model reduction of linear time-invariant dynamical systems, in: Dimension Reduction of Large-Scale Systems, Springer, 2005, pp. 379-392.
- [21] N. Truhar, K Veselić, An efficient method for estimating the optimal dampers' viscosity for linear vibrating systems using lyapunov equation, SIAM Journal on Matrix Analysis and Applications, 31 (2009), pp. 18-39.



© 2018 by the author(s). This work is licensed under a [Creative Commons Attribution 4.0 International License](http://creativecommons.org/licenses/by/4.0/) (<http://creativecommons.org/licenses/by/4.0/>). Authors retain copyright of their work, with first publication rights granted to Tech Reviews Ltd.